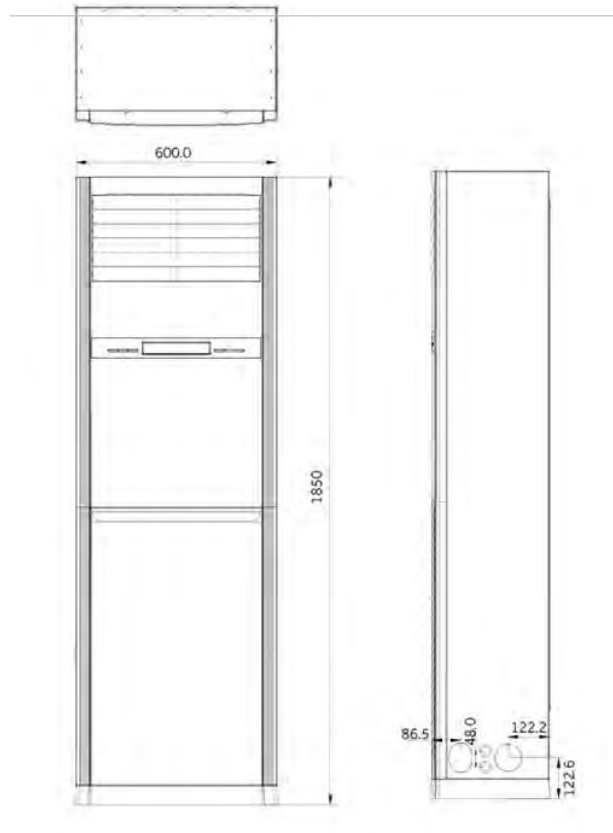
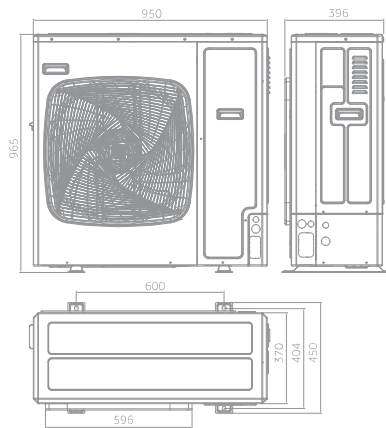




AP140 - AP160



1U140

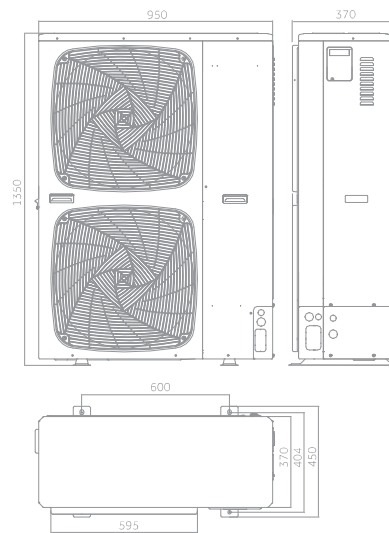


14,0 kW



16,0 kW

1U160



CABINET NEW

Haier

14,0 kW

16,0 kW

OPTIONAL CONTROL

MONOSPLIT



YR-HRS01



Silence



3D



Auto Mode



Auto Restart



Wi-Fi control integrated



UVC Sterilisation

- Low sound level
- 3D airflow: horizontal and vertical louver movement
- Auto mode
- Auto restart
- Wi-Fi control integrated
- UVC Sterilisation

INDOOR UNIT	Model		AP140S2SK1FA(H)	AP140S2SK1FA(H)	AP160S2SK1FA(H)
OUTDOOR UNIT	Model		1U140S2SN1FA	1U140S2SN1FB	1U160S2SP1FB
Performance data					
Output power - COOLING	nom (min-max)	kW	13,40 (3,50-14,00)	13,40 (3,50-14,00)	15,0 (4,5-16,0)
Output power - HEATING	nom (min-max)	kW	15,00 (4,00-15,50)	15,00 (4,00-15,50)	16,0 (5,0-17,0)
Absorbed power - COOLING	nom (min-max)	kW	5,83 (1,00-6,50)	5,40 (1,00-6,50)	6,0 (1,8-6,4)
Absorbed power - HEATING	nom (min-max)	kW	5,45 (1,00-6,50)	5,43 (1,00-6,50)	6,4 (1,6-5,48)
Energy class	EER	W/W	2,30	2,48	2,5
	COP	W/W	2,75	2,76	3,1
COOLING Pdesign	35 °C	kW	13,40	13,40	15,0
HEATING Pdesign	(-10 °C)	kW	8,50	8,50	11,0
Energy class	SEER		5,60 (A+)	5,66 (A+)	5,6 (A+)
	SCOP		3,93 (A)	3,95 (A)	4,0 (A+)
Annual Energy Consumption - COOLING		kWh/a	837	829	880
Annual Energy Consumption - HEATING		kWh/a	3018	3012	3859
Indoor Unit					
Power supply		Ph/V/Hz	1/220-240/50/60	1/220-240/50/60	1/220-240/50/60
Treated air volume	(H/M/L/Q)	m ³ /h	1850/1500/1350	1850/1500/1350	1850/1500/1350
High sound power		dB	65	65	67
Sound pressure		dB(A)	52/49/46	52/49/46	52/49/46
Net dimensions	WxDxH	mm	600x350x1850	600x350x1850	600/350/1850
Packaging dimensions	WxDxH	mm	693x438x2035	693x438x2035	693/438/2035
Net/gross weight		kg	50,0/61,0	50,0/61,0	50,0/ 61,0
Outdoor Unit					
Power supply		Ph/V/Hz	1/220-240/50/60	3/380-415/50/60	3/380-415/50/60
Power cable		N x mm ²	3 x 6,0	5 x 4,0	5 x 4,0
Interconnection cable		N x mm ²	4 x 2,5	4 x 2,5	4 x 2,5
Sound power	H	dB	72	72	72
Sound pressure	H	dB(A)	58	58	58
Running current cooling/heating	Max	A	30,0	10,0	10,0
Starting current cooling/heating	Max	A	5,0	2,0	2,0
Net dimensions	WxDxH	mm	950x370x965	950x370x965	950/370/1350
Packaging dimensions	WxDxH	mm	1050x485x1130	1050x485x1130	1050/485/1500
Net/gross weight		kg	84,0/89,0	85,0/90,0	101/116
Compressor type			Twin rotary inverter	Twin rotary inverter	Twin rotary inverter
Installation data					
Refrigerant			R32	R32	R32
Liquid pipe	∅	mm (inch)	9,52 (3/8)	9,52 (3/8)	9,52 (3/8)
Gas pipe	∅	mm (inch)	15,88 (5/8)	15,88 (5/8)	19,05 (3/4)
Standard pipe length without refrigerant charge		m	10	10	30
Maximum pipe length		m	70	70	70
Maximum IU - OU elevation		m	30	30	30
Refrigerant charge in the factory		kg	2,30	2,30	3,5
Refrigerant charge in the factory		TCO ₂ eq	1,55	1,55	2,36
Additional ref. charge over std length		g/m	45	45	60
Outdoor operating limits - COOLING	min-max	°C		-20-46	
Outdoor operating limits - HEATING	min-max	°C		-20-24	

The data in this catalogue is purely indicative as the data may vary. Please be advised to check the accuracy of the data with the supplier before purchasing products.