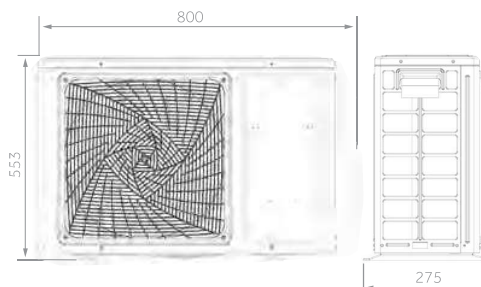


JADE SUPERMATCH



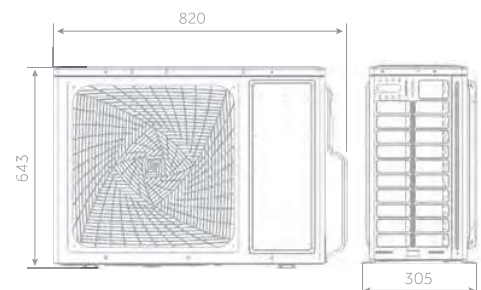
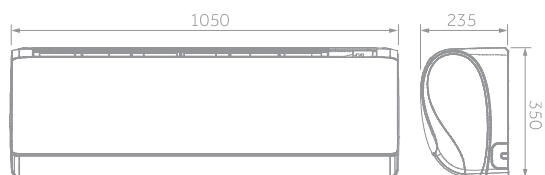
AS25 - AS35

1U25 - 1U35



AS50

1U50



2,5 kW

3,5 kW

5,0 kW

JADE SUPERMATCH

Haier

2,5 kW


3,5 kW

5,0 kW

MONOSPLIT



PM 2.5 Detection



Self Clean



Precise Dehumidification



Silence



Wi-Fi control integrated



I Feel



3D



Eco Sensor



Puri Clean

- PM 2,5 detection
- Self-Clean
- Precise dehumidification
- Low noise level
- Wi-Fi control integrated
- Easy installation
- 3D airflow: continuous movement of horizontal and vertical deflectors
- Eco Sensor
- Puri Clean

INDOOR UNIT	Model		AS25S2SJ1FA-3	AS35S2SJ1FA-3	AS50S2SJ1FA-3
OUTDOOR UNIT	Model		1U25MECFRA-3	1U35MECFRA-3	1U50S2SJ2FA-2
Performance data					
Output power - COOLING	nom (min-max)	kW	2,60 (1,00-4,00)	3,50 (1,00-4,00)	5,20 (1,40-6,00)
Output power - HEATING	nom (min-max)	kW	3,20 (1,10-5,40)	4,20 (1,30-5,80)	6,00 (1,40-6,90)
Absorbed power - COOLING	nom (min-max)	kW	0,577 (0,30-1,25)	0,795 (0,30-1,35)	1,413 (0,30-2,10)
Absorbed power - HEATING	nom (min-max)	kW	0,666 (0,30-1,85)	0,893 (0,30-1,85)	1,500 (0,30-2,35)
Energy class	EER	W/W	4,50	4,40	3,68
	COP	W/W	4,80	4,70	4,00
COOLING Pdesign	35 °C	kW	2,60	3,50	5,20
HEATING Pdesign	(-10 °C)	kW	2,60	2,65	4,60
Energy class	SEER		8,75 (A+++)	8,75 (A+++)	7,50 (A++)
	SCOP		5,10 (A+++)	5,10 (A+++)	4,60 (A++)
Annual Energy Consumption - COOLING		kWh/a	104	140	243
Annual Energy Consumption - HEATING		kWh/a	714	727	1400
Indoor Unit					
Power supply		Ph/V/Hz	1/220-240/50	1/220-240/50	1/220-240/50
Treated air volume	H	m ³ /h	550	600	900
Dehumidification		L/h	1,2	1,6	2,0
High sound power - COOLING		dB	56	57	57
High sound power - HEATING		dB	56	57	57
Sound pressure - COOLING		dB(A)	36/32/29/15	37/33/30/16	41/37/33/28
Sound pressure - HEATING		dB(A)	36/32/29/15	37/33/30/16	41/37/33/28
Net dimensions	WxDxH	mm	923x215x320	923x215x320	1050x235x350
Packaging dimensions	WxDxH	mm	1032x318x418	1032x318x418	1160x347x455
Net/gross weight		kg	12,0/15,2	12,0/15,2	14,9/18,9
Outdoor Unit					
Power supply		Ph/V/Hz	1/220-240/50	1/220-240/50	1/220-240/50
Power cable		N x mm ²	3 x 1,5	3 x 1,5	3 x 2,5
Interconnection cable		N x mm ²	4 x 1,0	4 x 1,0	4 x 1,0
Sound power	H	dB	61	62	63
Sound pressure	H	dB(A)	48	49	50
Running current cooling/heating	Max	A	8,0/8,0	8,0/8,0	10,68/10,68
Starting current cooling/heating	Max	A	1,5/1,5	1,5/1,5	2,0/2,0
Net dimensions	WxDxH	mm	800x275x553	800x275x553	820x305x643
Packaging dimensions	WxDxH	mm	902x375x607	902x375x607	940x390x697
Net/gross weight		kg	29,8/33,6	29,8/33,6	35,7/38,5
Compressor type			Rotary Inverter	Rotary Inverter	Rotary Inverter
Installation data					
Refrigerant			R32	R32	R32
Liquid pipe	Ø	mm (inch)	6,35 (1/4)	6,35 (1/4)	6,35 (1/4)
Gas pipe	Ø	mm (inch)	9,52 (3/8)	9,52 (3/8)	12,70 (1/2)
Standard pipe length without refrigerant charge		m	7	7	7
Maximum pipe length		m	20	20	25
Maximum IU - OU elevation		m	10	10	15
Refrigerant charge in the factory		kg	0,74	0,74	1,1
Refrigerant charge in the factory		TCO ₂ eq	0,50	0,50	0,74
Additional ref. charge over std length		g/m	20	20	20
Operating limits - COOLING (in/out)	min-max	°C	21-35°C/-10-43°C		21--35°C/-20-43°C
Operating limits - HEATING (in/out)	min-max	°C	10-27°C/-20-24°C		10-27°C/-20-24°C

The data in this catalogue is purely indicative as the data may vary. Please be advised to check the accuracy of the data with the supplier before purchasing products.